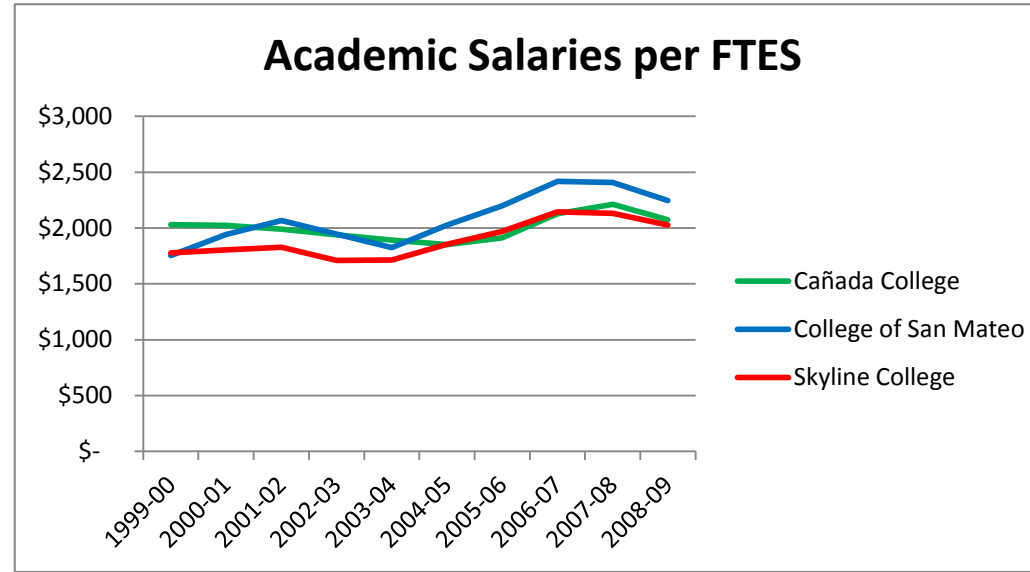
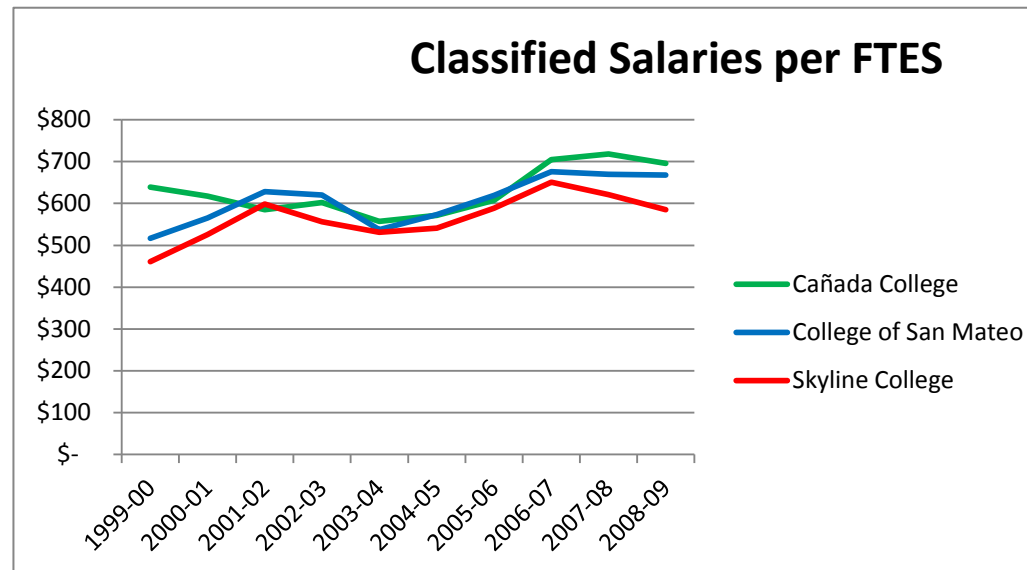


PER FTES History

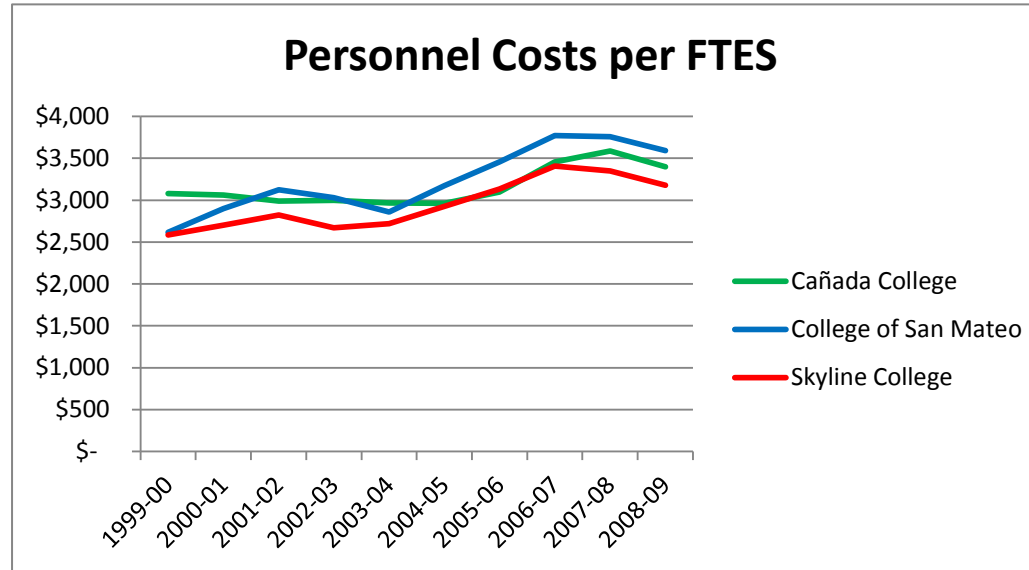
ACADEMIC SALARIES	1999-00	2000-01	2001-02	2002-03	2003-04	2004-05	2005-06	2006-07	2007-08	2008-09
Cañada College	\$ 2,032	\$ 2,025	\$ 1,989	\$ 1,939	\$ 1,891	\$ 1,852	1913.0234	\$ 2,128	\$ 2,211	\$ 2,073
College of San Mateo	\$ 1,753	\$ 1,942	\$ 2,067	\$ 1,948	\$ 1,824	\$ 2,028	2200.3932	\$ 2,418	\$ 2,406	\$ 2,248
Skyline College	\$ 1,779	\$ 1,805	\$ 1,830	\$ 1,710	\$ 1,713	\$ 1,857	1968.471	\$ 2,143	\$ 2,131	\$ 2,028



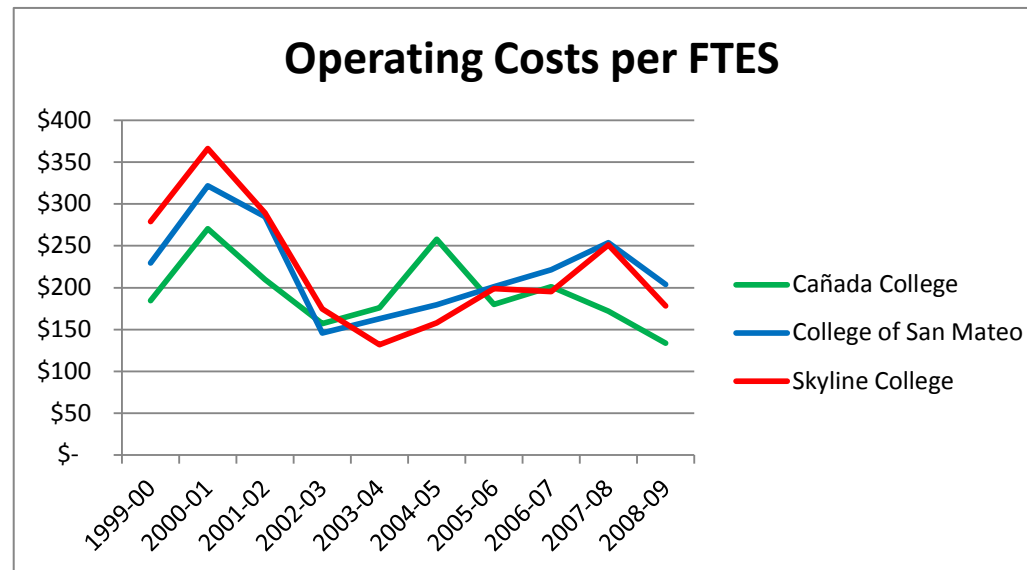
CLASSIFIED SALARIES	1999-00	2000-01	2001-02	2002-03	2003-04	2004-05	2005-06	2006-07	2007-08	2008-09
Cañada College	\$ 640	\$ 618	\$ 585	\$ 602	\$ 557	\$ 571	\$ 608	\$ 704	\$ 719	\$ 696
College of San Mateo	\$ 517	\$ 565	\$ 628	\$ 620	\$ 537	\$ 573	\$ 619	\$ 676	\$ 670	\$ 668
Skyline College	\$ 461	\$ 526	\$ 599	\$ 556	\$ 531	\$ 541	\$ 589	\$ 651	\$ 621	\$ 585



PERSONNEL COSTS	1999-00	2000-01	2001-02	2002-03	2003-04	2004-05	2005-06	2006-07	2007-08	2008-09
Cañada College	\$ 3,078	\$ 3,060	\$ 2,990	\$ 2,996	\$ 2,965	\$ 2,962	\$ 3,099	\$ 3,457	\$ 3,586	\$ 3,398
College of San Mateo	\$ 2,618	\$ 2,897	\$ 3,126	\$ 3,029	\$ 2,857	\$ 3,175	\$ 3,455	\$ 3,771	\$ 3,759	\$ 3,591
Skyline College	\$ 2,585	\$ 2,701	\$ 2,822	\$ 2,669	\$ 2,720	\$ 2,925	\$ 3,133	\$ 3,406	\$ 3,347	\$ 3,180



OPERATING COSTS	1999-00	2000-01	2001-02	2002-03	2003-04	2004-05	2005-06	2006-07	2007-08	2008-09
Cañada College	\$ 185	\$ 270	\$ 210	\$ 157	\$ 176	\$ 258	\$ 180	\$ 201	\$ 172	\$ 134
College of San Mateo	\$ 230	\$ 322	\$ 285	\$ 146	\$ 163	\$ 180	\$ 201	\$ 221	\$ 254	\$ 204
Skyline College	\$ 279	\$ 366	\$ 289	\$ 175	\$ 132	\$ 158	\$ 199	\$ 195	\$ 251	\$ 178



TOTAL COSTS	1999-00	2000-01	2001-02	2002-03	2003-04	2004-05	2005-06	2006-07	2007-08	2008-09
Cañada College Cost	\$ 3,263	\$ 3,330	\$ 3,200	\$ 3,154	\$ 3,141	\$ 3,220	\$ 3,279	\$ 3,646	\$ 3,758	\$ 3,531
College of San Mateo Cost	\$ 2,848	\$ 3,219	\$ 3,411	\$ 3,175	\$ 3,020	\$ 3,354	\$ 3,656	\$ 3,959	\$ 4,013	\$ 3,794
Skyline College Cost	\$ 2,864	\$ 3,067	\$ 3,112	\$ 2,844	\$ 2,851	\$ 3,083	\$ 3,332	\$ 3,580	\$ 3,599	\$ 3,358
Cañada College FTES	3,356	3,546	3,948	4,095	3,754	4,061	4,195	4,255	4,452	4,774
College of San Mateo FTES	9,113	8,680	8,783	9,562	9,598	8,942	8,669	8,791	9,085	9,354
Skyline College FTES	6,541	6,522	6,908	7,596	7,128	6,970	6,887	6,801	7,330	8,139
District Total Cost	\$ 3,899	\$ 4,300	\$ 4,413	\$ 4,209	\$ 4,311	\$ 4,546	\$ 5,381	\$ 5,691	\$ 5,494	\$ 4,554
District Total FTES	19,010	18,748	19,639	21,253	20,480	19,973	19,751	19,847	20,867	22,267

